

Product Benefits Guide



PLANITHERM®
Clearly *the most* energy efficient window glass

PLANITHERM is Europe's best selling high performance low-emissivity glass, incorporating the very latest advancements in thermally insulating glass coating technology, PLANITHERM is rapidly becoming recognised as the low-E glass of choice when it comes to achieving the best possible Window Energy Ratings.

With its transparent metallic coating PLANITHERM reflects heat from radiators or fires back into the room, rather than allowing it to escape through windows. At the same time this coating allows free heat and light from the sun to pass through the glass, warming the room and further contributing to the energy efficiency of windows.

PLANITHERM offers many additional features which set it apart from traditional low-E products, helping to give you an added edge when selling to the discerning consumer in an increasingly competitive market.

Advantages of PLANITHERM are clear:

- **ensures compliance with Part L of the Building Regulations** for England and Wales (Part F in Northern Ireland) with all frame types, offering greater consumer choice
- delivers exceptional Window Energy Rating (WER) performance thanks to the **optimised balance** between a very **low U-value** and **high solar gain**
- **easily achieves** the **minimum WER of band C** with most frame types
- can achieve B ratings so that windows are **eligible for endorsement by the Energy Saving Trust** and (subject to approval) can qualify for Energy Saving Recommended status
- attains the most **cost effective A ratings** when fitted with the right combination of frame, spacer and gas filled unit
- enables you to **provide** your customers with **remarkably neutral windows** by banishing the unsightly yellowish tint traditionally associated with windows of this type

Did you know...

The thermal insulation provided by low emissivity double glazing is 25% more efficient than that of standard double glazing. PLANITHERM boasts one of the lowest rates of heat loss, easily complying with building regulations.

Impressive versatility

PLANITHERM is designed for use in a wide range of domestic and commercial applications, in all frame types, for both new-build and replacement markets:


- windows and skylights
- conservatories and patio doors
- glass facades

The PLANITHERM range can also be combined with many other Saint-Gobain Glass products, enabling you to provide the consumer with a wide range of high performance, multi-functional glazing options including:

- self-cleaning and/or solar control glazing
- acoustic insulation
- safety and security
- obscured and/or decorative glazing

PLANITHERM can also be readily toughened to meet the requirements of BS EN 12150 for applications requiring safety glass.

Energy Efficient Window Glass...



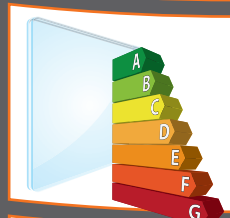
Free Solar Heat Gain

PLANITHERM uses advanced coating technology to capture free energy from natural daylight to help heat the home




Thermal Insulation

The advanced coating reflects heat back into the room, meaning less energy is needed to heat the home to the desired temperature



Optimal Energy Ratings

PLANITHERM combines with virtually any window frame to achieve a Window Energy Rating (WER) of C and an A rating is easier to achieve



Haze & Tint Free Windows

PLANITHERM maximises the amount of natural light into the home, without the haze or tint effects associated with some older double glazed windows



Eliminate Condensation

PLANITHERM helps to virtually eliminate internal condensation and reduce draughts and cold spots in and around windows

www.planitherm-network.com

